

Trenton Client Satisfaction Survey

5

Total Responses

5 Completed Responses

0 Partial Responses

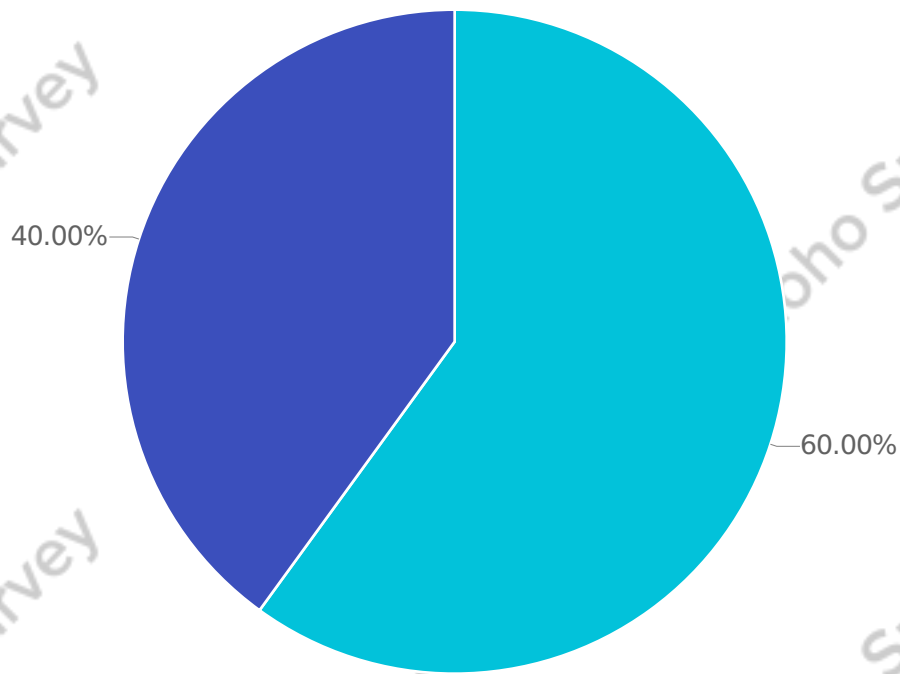
7

Survey Visits

Q1

Overall, how satisfied are you with Trenton Consulting?

Answered: 5 Skipped: 0



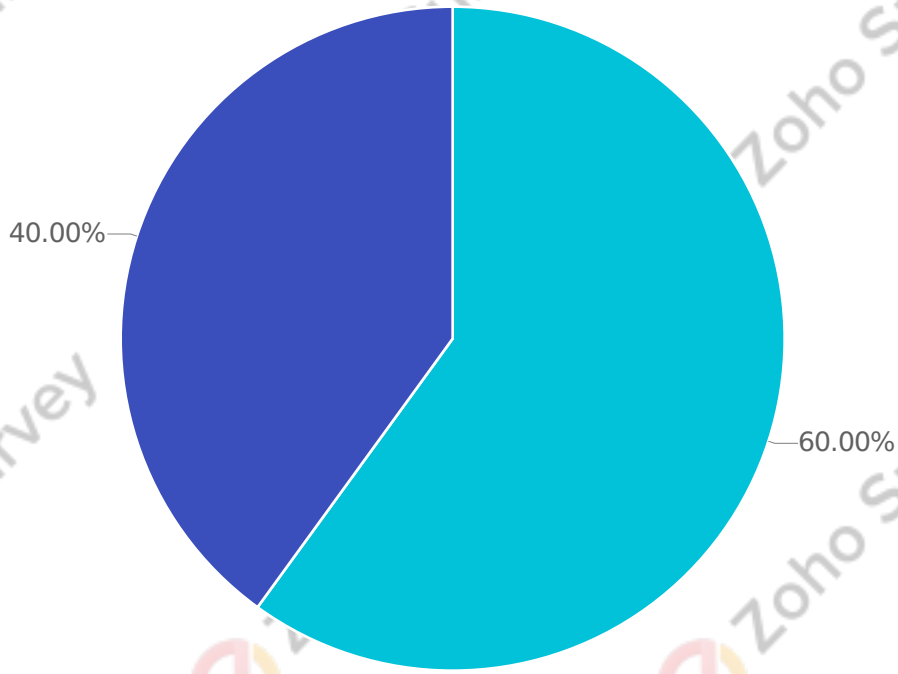
- Very Satisfied
- Satisfied
- No Opinion
- Dissatisfied
- Very Dissatisfied

Choices	Response percent	Response count
Very Satisfied	60.00%	3
Satisfied	40.00%	2
No Opinion	0.00%	0
Dissatisfied	0.00%	0
Very Dissatisfied	0.00%	0

Q2

Does your Trenton consultant understand your needs?

Answered: 5 Skipped: 0



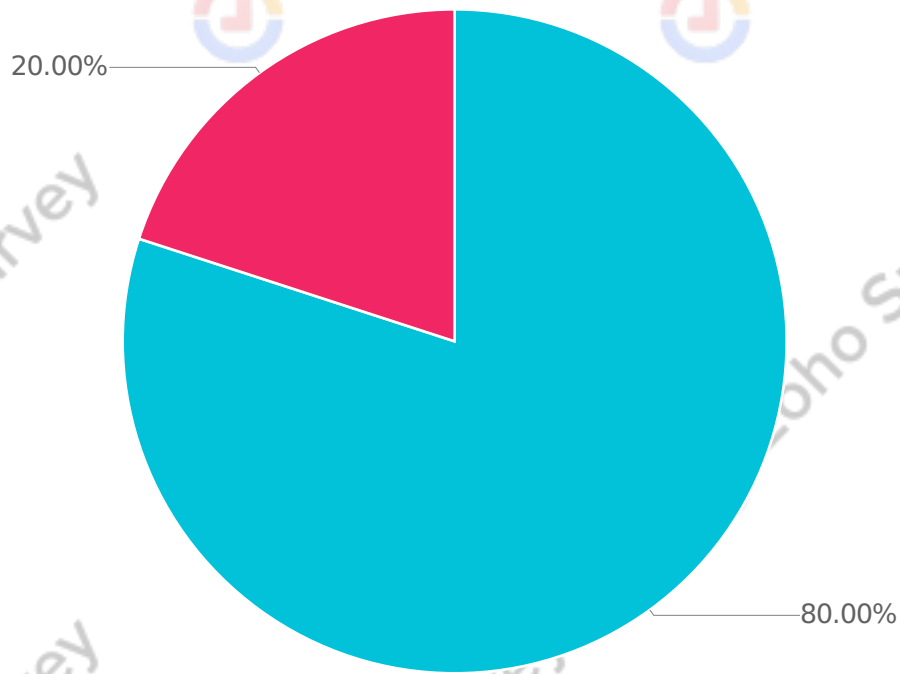
- Clearly Understands
- Understands
- No Opinion
- Uninformed
- Clearly Uninformed

Choices	Response percent	Response count
Clearly Understands	60.00%	3
Understands	40.00%	2
No Opinion	0.00%	0
Uninformed	0.00%	0
Clearly Uninformed	0.00%	0

Q3

How responsive has your Trenton consultant been to your emails, calls and meeting schedules?

Answered: 5 Skipped: 0



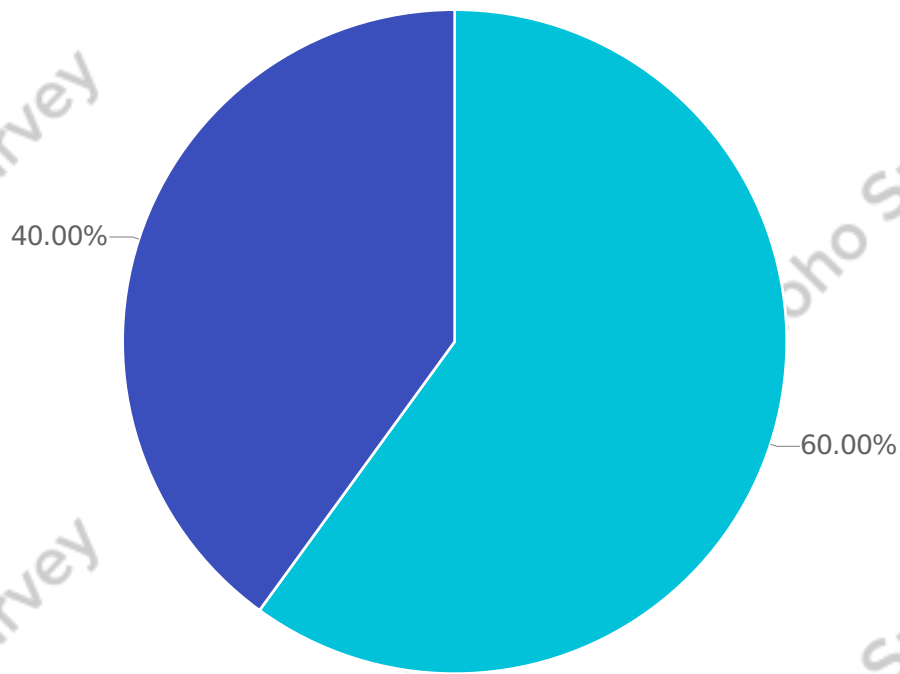
- Very Responsive
- Responsive
- Neutral
- Unresponsive
- Very Unresponsive

Choices	Response percent	Response count
Very Responsive	80.00%	4
Responsive	0.00%	0
Neutral	20.00%	1
Unresponsive	0.00%	0
Very Unresponsive	0.00%	0

Q4

How knowledgeable is your Trenton consultant(s)?

Answered: 5 Skipped: 0



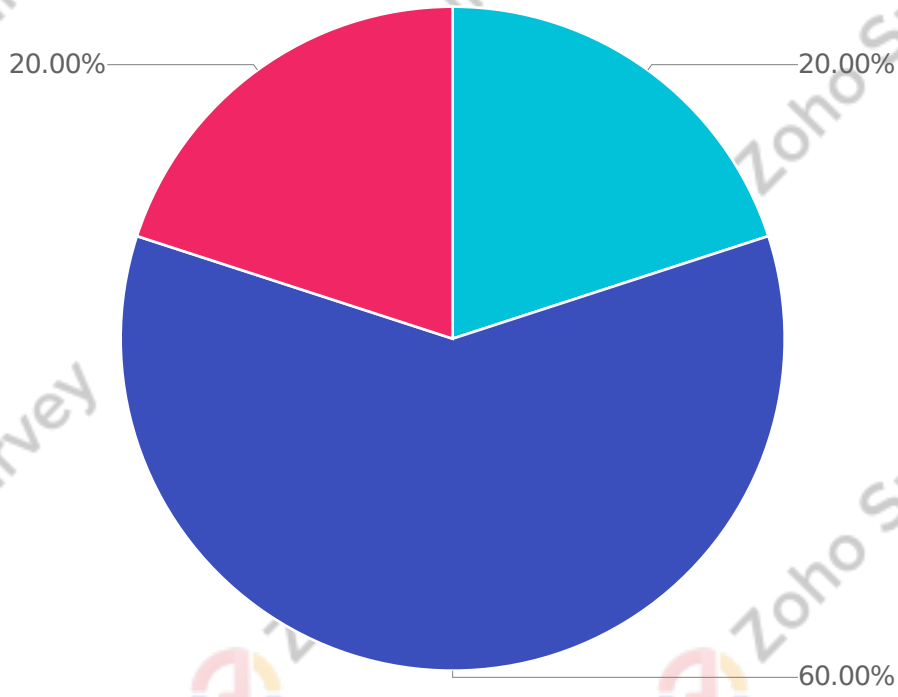
- Very Knowledgeable
- Knowledgeable
- Neutral
- Inexperienced
- Very Inexperienced

Choices	Response percent	Response count
Very Knowledgeable	60.00%	3
Knowledgeable	40.00%	2
Neutral	0.00%	0
Inexperienced	0.00%	0
Very Inexperienced	0.00%	0

Q5

How helpful are the tools that Trenton used or provided?

Answered: 5 Skipped: 0



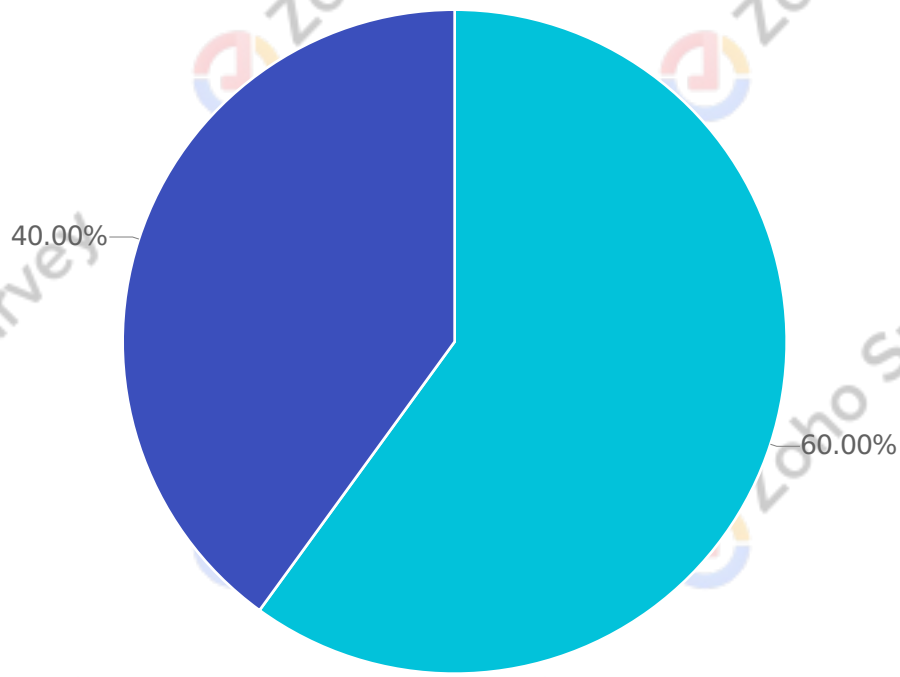
Very Helpful Helpful Neutral Unhelpful Very Unhelpful

Choices	Response percent	Response count
Very Helpful	20.00%	1
Helpful	60.00%	3
Neutral	20.00%	1
Unhelpful	0.00%	0
Very Unhelpful	0.00%	0

Q6

What was the quality of the work that Trenton performed?

Answered: 5 Skipped: 0



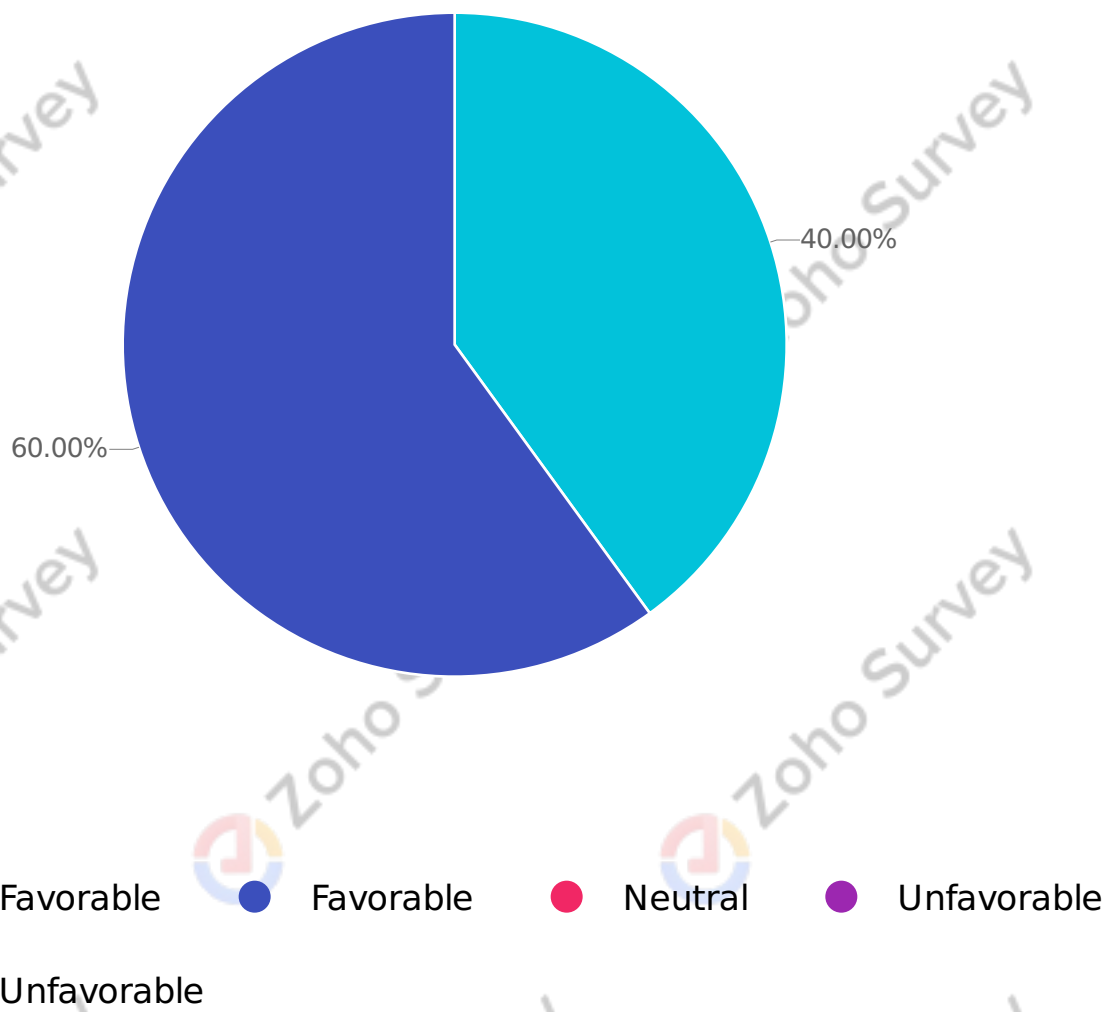
● High Quality ● Quality ● Neutral ● Poor Quality ● Very Poor Quality

Choices	Response percent	Response count
High Quality	60.00%	3
Quality	40.00%	2
Neutral	0.00%	0
Poor Quality	0.00%	0
Very Poor Quality	0.00%	0

Q7

Do you expect a favorable return on your investment in Trenton Consulting?

Answered: 5 Skipped: 0

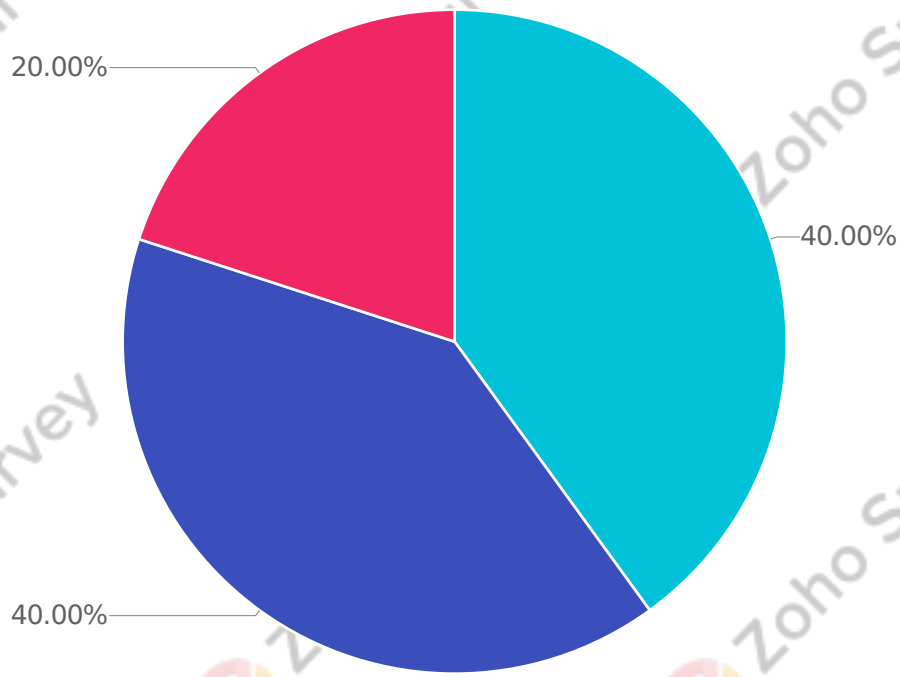


Choices	Response percent	Response count
Very Favorable	40.00%	2
Favorable	60.00%	3
Neutral	0.00%	0
Unfavorable	0.00%	0
Very Unfavorable	0.00%	0

Q8

Compared to similar firms, are Trenton's billing rates favorable?

Answered: 5 Skipped: 0



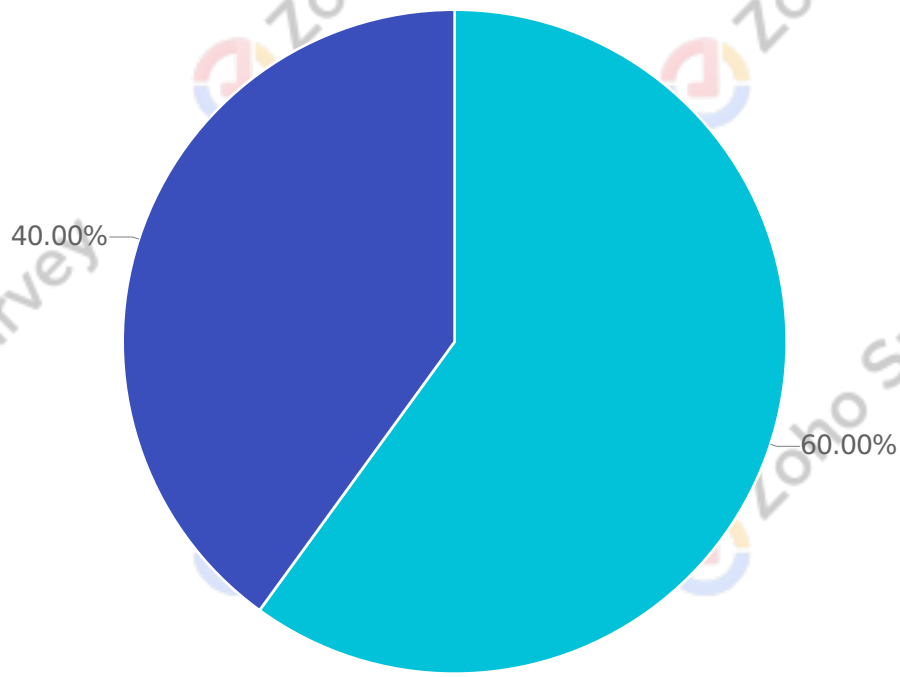
- Very Favorable
- Favorable
- Neutral
- Unfavorable
- Very Unfavorable

Choices	Response percent	Response count
Very Favorable	40.00%	2
Favorable	40.00%	2
Neutral	20.00%	1
Unfavorable	0.00%	0
Very Unfavorable	0.00%	0

Q9

How likely are you to refer Trenton Consulting?

Answered: 5 Skipped: 0



Very Likely Labeled Labeled Neutral Unlikely Very Unlikely

Choices	Response percent	Response count
Very Likely	60.00%	3
Likely	40.00%	2
Neutral	0.00%	0
Unlikely	0.00%	0
Very Unlikely	0.00%	0

Q10

Please tell us about your experience:

Answered: 1 Skipped: 4

1. Never had a business consultant like Mike retained for a long period of time. This has been eye opening and caused a lot of good disruption in our business. I hope that this will create maximum results for our company.
-